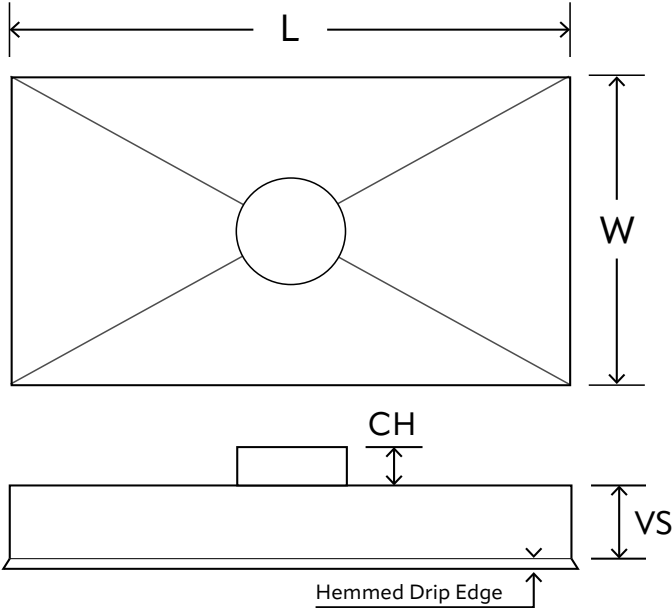


Company Name: _____

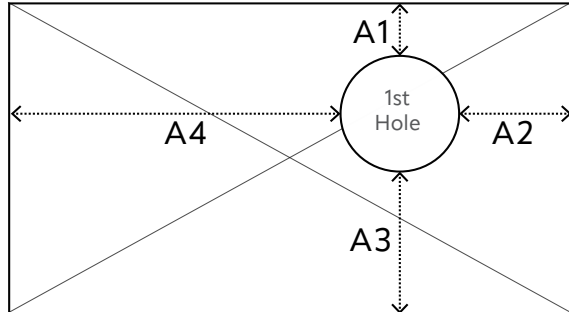
PO#: _____

Phone: _____

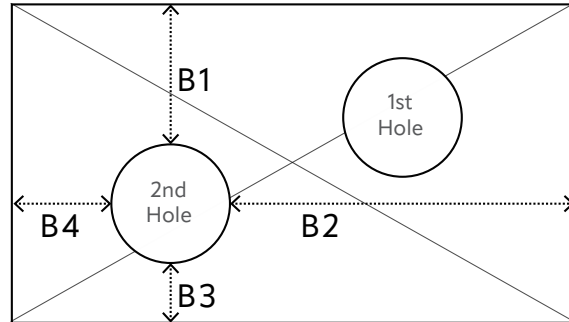
Email: _____



1st Hole Location



2nd Hole Location



Chase Cover Length & Width	
It is recommended to make the chase cover length and width 3/4" larger than the chase structure length and width to allow for irregularities in chase structure construction materials.	
Provide your desired chase cover dimensions below. Chase cover will be made to the exact dimensions provided.	
L : Length (Longest Length)	
W : Width	
VS : Vertical Skirt (Std : Up to 5")	

Drip Edge (Select One Option)	
No Drip Edge	
Hemmed Drip Edge (Adds 1/2" to vertical skirt dim.)	

1st Hole Specifications	
CH: Collar Height (Min 2" / Std: Up to 6")	
Collar A Dia.	
Collar A Centered?	<input type="checkbox"/> YES <input type="checkbox"/> NO
A1: A2: A3: A4:	

2nd Hole Specifications (Disregard if only one hole is needed.)	
CH: Collar Height (Min 2" / Std: Up to 6")	
Collar B Dia.	
B1: B2: B3: B4:	

Welded Cap Brackets <small>(Cap required to ensure proper positioning.)</small>	<input type="checkbox"/> YES <input type="checkbox"/> NO
--	--

Material	
Stainless Steel (24 ga.)	
Copper (24 oz.)	

Powder Coat Color (Stainless Steel Only)					
<input type="checkbox"/> AC	<input type="checkbox"/> BG	<input type="checkbox"/> BM	<input type="checkbox"/> BZ	<input type="checkbox"/> DB	<input type="checkbox"/> DG
<input type="checkbox"/> LB	<input type="checkbox"/> LG	<input type="checkbox"/> MG	<input type="checkbox"/> OW	<input type="checkbox"/> TN	<input type="checkbox"/> WT

Shop Drawing Required	<input type="checkbox"/> YES <input type="checkbox"/> NO
-----------------------	--

Storm Collars		
Size		
Quantity		

Notes:	
--------	--