

Outside Mount Chimney Cap

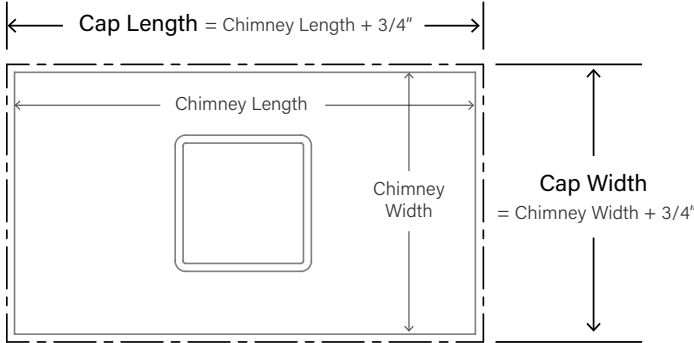
Order Release
 Quote Request

Company Name: _____

PO#: _____

Phone: _____

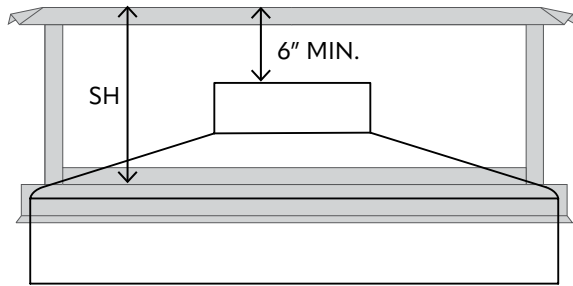
Email: _____



Skirt Length & Width
 It is recommended to make the cap length and width 3/4" larger than the chimney overall length and width to allow for irregularities in brick and stone work.

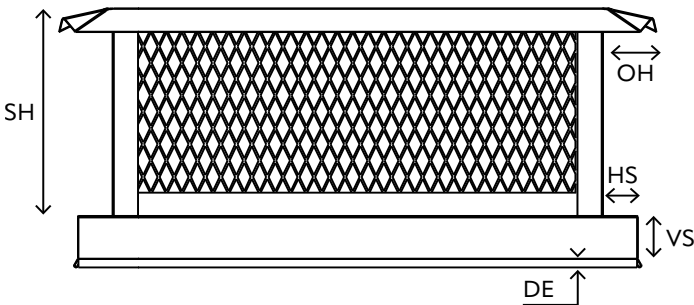
Provide your desired cap dimensions below.
 Cap will be made to the exact dimensions provided.

L : Cap Length (Longest Length)	
W : Cap Width	



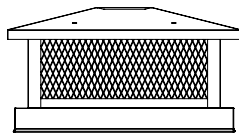
Feature Dimensions

SH : Screen Height Min : Flue Height + 6" (Std : Up to 12")	
OH : Overhang (Std : 3")	
HS : Horizontal Skirt (Std : 2")	
VS : Vertical Skirt (Std : 3")	
DE : Hemmed Drip Edge (Check box to include) Adds 1/2" to vertical skirt dimension.	

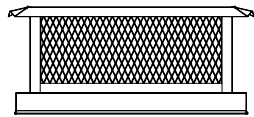


Lid Type

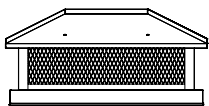
Flat Lid	
Hip & Ridge (Specify Pitch: _____)	
Select Hip & Ridge Seam Style Below:	
Flat Seam	
Standing Seam	
Decorative Standing Seams	



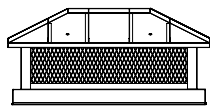
Hip & Ridge
Flat Seam Lid



Flat Lid



Hip & Ridge Standing
Seam Lid



Decorative Standing
Seam Lid

Mounting Feature

Fixed Bracket (Std.)	
Stainless Steel Continuous Hinge	

Material

Stainless Steel (24 ga.)	
Copper (24 oz.)	

Shop Drawing Required YES NO

Notes: _____

Powder Coat Color (Stainless Steel Only)

<input type="checkbox"/> AC	<input type="checkbox"/> BG	<input type="checkbox"/> BM	<input type="checkbox"/> BZ	<input type="checkbox"/> DB	<input type="checkbox"/> DG
<input type="checkbox"/> LB	<input type="checkbox"/> LG	<input type="checkbox"/> MG	<input type="checkbox"/> OW	<input type="checkbox"/> TN	<input type="checkbox"/> WT